

ELMWOOD

THE MARK
OF MASTERY.

2025-2026

Elmwood is where design meets distinction.
We push the boundaries of cabinetry to create
iconic, architectural pieces that are meticulously
refined and rich in detail, where craftsmanship
becomes an experience.

Welcome to a world shaped by mastery.



ARTFULLY CRAFTED
CABINETS

True craftsmanship leaves an indelible mark: it's what transforms ordinary spaces into lasting expressions of beauty and intention.

At Elmwood, we craft cabinetry that is timeless and iconic, designed to elevate the everyday through precision, character, and purpose.

THE MARK OF MASTERY

Elmwood's philosophy is rooted in a simple idea: excellence lies not only in what we create, but also in how and why we create it. This mindset shapes every choice, every detail, and every hand involved in the process.

We believe everything begins with a connection between people, ideas, and intentions. From concept to completion, our work is built on collaboration, trust, and shared purpose.

This philosophy guides every step we take. It's not abstract, it's lived. It gives meaning to our craft. It's what defines Elmwood.



THE SHAPE OF INTENTION

This space is shaped by instinct and precision. Contrasts breathe and materials speak their own language.

Every element has a purpose. Every shape is deliberate. Every finish, intentional.

Together, they establish balance, clarity, and presence. This is not just cabinetry, it's refinement. We design with purpose, and build with care.



BREGENZ 45
DOOR

Haze on Rift Cut
White Oak

ESPERANZA
DOOR

Cliffside on MDF
Featuring ARD13 door in Matte
Black with Reeded glass

THE DISCIPLINE OF PRECISION

Beneath the calm of this space lies a quiet complexity that is handled with care and hidden with precision.

Lines are deliberate. Transitions, seamless. Each detail reflects Elmwood's unique ability to turn technical challenges into pure, understated design.

This space isn't just about beauty. It's about what it takes to achieve it.




BREGENZ 10
DOOR

Deep Garnet
on MDF

ISLAND

White Oak
Custom Stain

DETAIL BECOMES
DISTINCTION





JAPANDI
DOOR

Rockport on Flat Cut Cherry
Featuring ARD13 door in
Matte Black with Reeded Glass



YOUR STORY, IN DESIGN

With wood as its only material language, this space invites a lifestyle steeped in the richness, texture, and character of nature.

The cabinetry follows a Japandi line — minimal in form, but architectural in presence. A deep, dark stain brings warmth and depth to the composition.

This is what craft means at Elmwood: the freedom to begin with an idea and shape it into something extraordinary.

THE IMMATERIAL, IN MATERIAL

At Elmwood, everything begins with the material. Wood is the heart of our craft, alive with texture, grain, and natural variation. We honor its character through thoughtful design, refined techniques, and decades of artisan knowledge.

Every detail is studied and every choice, intentional. Guided by craft, shaped by trend, and grounded in a deep respect for the material.



DOOR STYLES SELECTION

A CAREFULLY CRAFTED
COLLECTION


These are not just doors. They are expressions of form, texture, and intention, carefully selected to offer a glimpse into the possibilities of design at Elmwood.



BREGENZ 20
REDDED
Natural Walnut




BREGENZ 10
Black Jade
on MDF



VENTURA
WITH
CUSTOM
GROOVES
Travertine Beige
on MDF



ASPIRE
Natural Walnut



COLONIAL
Cliffside
on MDF



COLONIAL
Mountain Pine
on MDF



BAVARIA
Natural Cherry



FUTURA 32
Beachy Elm
Woodgrain
Laminate



FENWICK
Deep Garnet
on Paint Grade



FENWICK
Copal on Rift Cut
White Oak



BAVARIA
Hawk's Eye
Blue on MDF



FUTURA 32
Dark Integrity
Oak



HUNTINGTON
Maritime
on Flat Cut
White Oak



MISSION
REDED
Natural Walnut



BREGENZ 45
Rockport
on Flat Cut
Cherry



BREGENZ 10
White Oak
Flat Cut


This is just one chapter of the story —
a glance into what's possible when true
custom meets refined vision.

DOOR STYLES


WHERE A DETAIL SPARKS
A WHOLE IDEA

This selection of doors reflects the artistry and precision behind every Elmwood creation. Each style is designed to inspire — sparking new ideas and unexpected directions.


From subtle details to bold architectural lines, these styles express the many ways we bring design to life: always bespoke and intentional.




Aero




Alexandria




Aspire




Bavaria




Bern




Bregenz 10



Bregenz 20



Bregenz Reeded 20




Bregenz 30




Bregenz 40


DOOR STYLES




Bregenz 43




Bregenz 45




Brucedale




Chamberlain



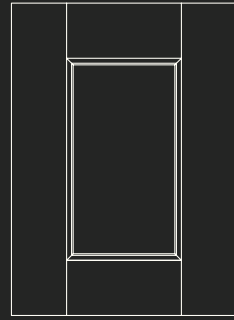
Colonial




Forest Hill




Forest Hill 44




Hampton




Jamestown 40




Louver




Colonial 40




Coventry




Futura V2




Futura V32




Loyalist




Malpensa




Mission Reeded



New Haven



New Haven with Grooves



Ventura with Grooves

COLORS

COLOR — ONE OF THE MOST POWERFUL TOOLS IN DESIGN


At Elmwood, we can match any shade to find the one that feels just right for you.

While this palette is only a glimpse of the possibilities we offer, these tones reflect both timeless elegance and emerging design directions.


They are here to inspire your palette, not define it. Because in a truly custom process, color is meant to enhance your story.




Evermore



Macadamia




Betrothed




Travertine Beige




Warm Concrete




Set Sail




Polo Blue



Stone Dust



Baked Clay




Black Jade


COLORS




Antique White




Whitecaps




Pebble




Coastal



Cirrus



White




Pumice



Reminisce




Borrowed Light




Fossil



Eucalyptus




Cliffside



Hawk's Eye Blue



Caviar



Lava Stone



Sombre Sea




Barista



Mountain Pine



Whispering Pines



Deep Garnet

STAINS



Copal
on Flat Cut White Oak



Repose
on Maple



Repose
on Quarter Cut White Oak




Repose
on Rift Cut White Oak

HARMONY IN WOODWORK

Our hand-wiped stains reveal the natural beauty of wood — its grain, depth, and nuance. The same tone on two species creates entirely different results, when applied with care and precision, as we do at Elmwood, it opens the door to infinite possibilities of creation.

This selection is a hint of what's possible when both material and finish work in harmony.




Maritime
on Flat Cut White Oak



Coffee
on Flat Cut Ash



Coffee
on Maple



Smoky Quartz
on Flat Cut White Oak

STAINS AND GLAZE



Palomino
on Rift Cut White Oak



Ceruse
on Flat Cut White Oak



Tanned Hide
on Rift Cut White Oak



Chalk
on Flat Cut White Oak

ENHANCED NATURAL MATERIALS

Glazing is a layered technique that combines stain and glaze to create depth, contrast, and dimension.

At Elmwood, this layered finish is applied by hand with expert precision — enhancing every detail while preserving the wood's integrity. It's a refined process, mastered in-house, and reserved for those who seek a truly elevated finish.



Haze
on Rift Cut White Oak



Black Ceruse
on Flat Cut White Oak



Sumatra
on Flat Cut White Oak



Coyote Grey
on Flat Cut White Oak

STAINS AND GLAZE



Chalk
on Walnut



Poise
on Walnut




Muse
on Walnut



Fume
on Flat Cut Hickory



Buckskin
on Walnut



Driftwood
on Walnut



Driftwood
on Clear Alder

LAMINATES



Natural Integrity Oak



Windswept Oak



Shaded Integrity Oak



Cloud Integrity Oak




Dark Integrity Oak


UNIFORMITY GUIDED BY NATURE

Rooted in natural inspiration, our laminates feature rich, versatile finishes that bring warmth, dimension, and consistent uniformity to every project.

Each finish has a distinct identity, thoughtfully crafted for bespoke projects.



Quartz White
High Gloss



Pearl Grey
High Gloss



Pewter Oak
High Gloss




Stone Grey
High Gloss




Onyx Black
High Gloss

LAMINATES




Opal White
Matte



Moonstone Grey
Matte



Jasper Beige
Matte



Aventurine Green
Matte



Emerald Green
Matte



Obsidian Black
Matte



Ashy Oak
High Gloss



Silt Teak
High Gloss



Beachy Elm
Textured Synchronized



Natural Elm
Textured Synchronized



Cozy Elm
Textured Synchronized

TWELVE PILLARS OF EXCELLENCE

Behind every Elmwood creation lies a philosophy of care, precision, and purpose.

These twelve pillars reflect the standards that guide us, revealing what happens when craft meets vision, and detail becomes distinction.

01.

EXQUISITE FINISHES

Over 75 rich stain and paint finishes, crafted with precision — custom possibilities for those seeking the extraordinary.

03.

ARTFUL GLAZING

10+ refined glaze colors, applied with mastery.

05.

NOBLE MATERIALS

18+ premium wood species, chosen for their integrity, character, and timeless appeal.

07.

EXEMPLARY JOINERY

Dovetail drawers crafted in 4 select wood species, offered in refined finishes to complement every vision.

09.

ENDURING ASSURANCE

A Limited Lifetime Warranty, the hallmark of uncompromising craftsmanship and confidence.

11.

ILLUMINATED ELEGANCE

Seamlessly integrated cabinet lighting, an interplay of function and artistry — enhancing visibility while elevating the atmosphere of the space.

02.

REFINED DOOR STYLES

A selection of 100+ meticulously designed door styles, featuring innovative materials that redefine elegance.

04.

UNRIVALED DEPTH

Finishes of exceptional richness, enhancing natural beauty with dimension and distinction.

06.

SOPHISTICATED INTERIORS

8 refined interior finish options, selected to bring elegance, cohesion, and thoughtful detail to the inside of every cabinet.

08.

ARCHITECTURAL CONSTRUCTION

Ultra-sturdy $\frac{3}{4}$ " material throughout shelves, floors, cabinet sides, and backs — ensuring enduring strength and sophistication.

10.

PRECISION IN MOTION

BLUM soft-close technology, standard in both frameless and face-frame constructions, delivering superior performance.

12.

SCULPTURAL STATEMENTS

A custom wood hood program, designed with the same mastery that defines every Elmwood creation.

Contact your Elmwood dealer to create
your artfully crafted space, inspired
by mastery.



elmwoodcabinets.com

